

EXIT

BATTING CAGE

BATTING CAGE

205'

DROP DOWN WRESTLING MAT

DROP DOWN WRESTLING MAT

DROP DOWN WRESTLING MAT

DROP DOWN WRESTLING MAT

10

215'

10

20

20

30

30

40

40

50

50

185'

STORAGE
635 s.f.

EXIT

EXIT

EXIT

STORAGE
500 s.f.

CUST.

CITY OF DEER RIVER
COUNCIL/BOARDROOM

4,125 s.f.

CHILD CARE
1,125 s.f.

GATHERING
150-175 SEATS

W.I.C.
550 s.f.

WARRIOR LENDING
CLOSET
750 s.f.

KITCHEN
1,250 s.f.

SERVING

TOILET

MACH.
ELEV.

TOILET

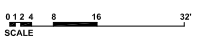
CLASSROOM
1,000 s.f.


FOOD SHELF
2,000 s.f.

VESTIBULE

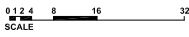
ENTRANCE

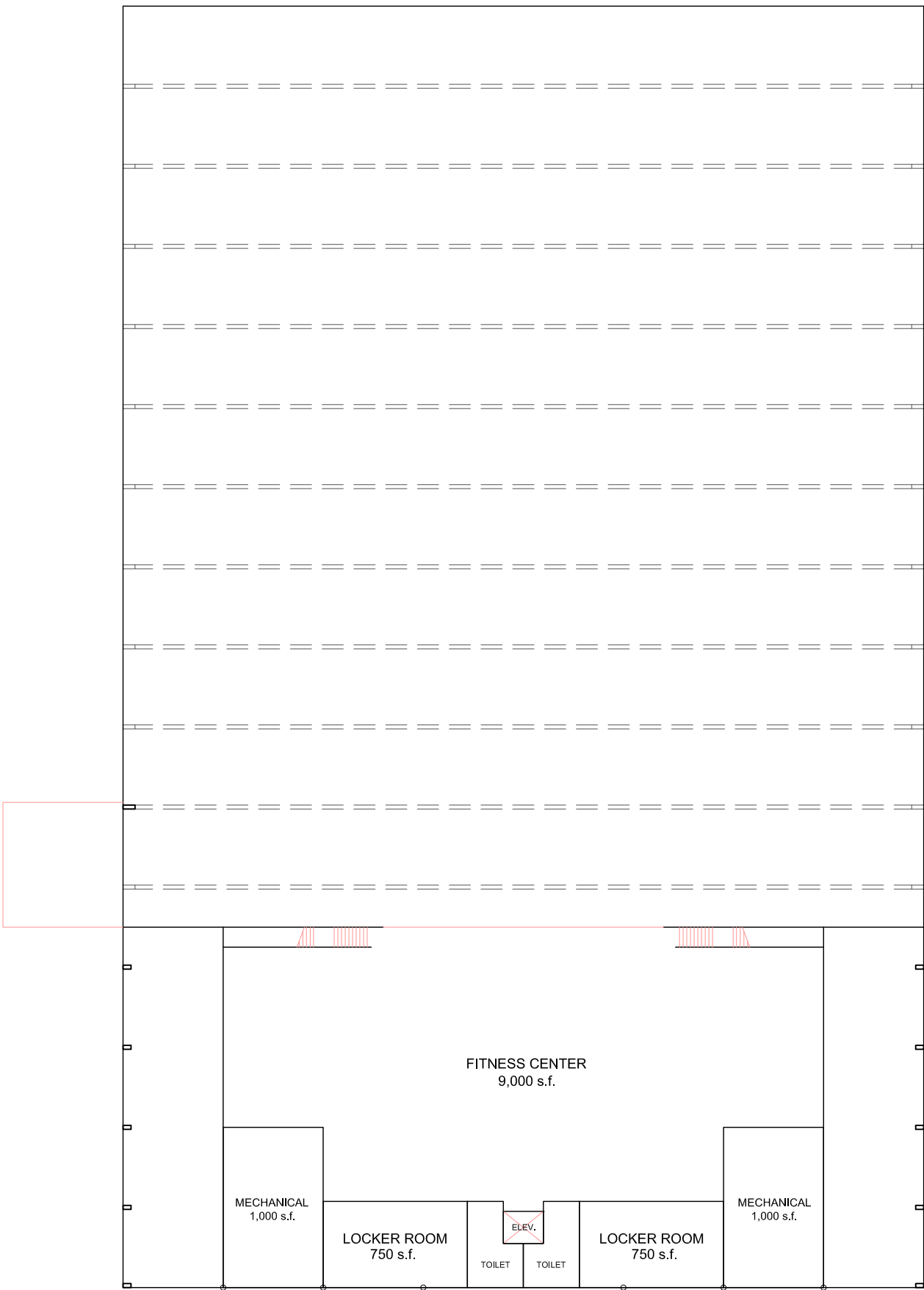
MAIN FLOOR 18,000 s.f.





2nd FLOOR 14,500 s.f.





FITNESS CENTER
9,000 s.f.

MECHANICAL
1,000 s.f.

LOCKER ROOM
750 s.f.

ELEV.

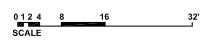
TOILET


TOILET

LOCKER ROOM
750 s.f.

MECHANICAL
1,000 s.f.

3rd FLOOR



	A	B	C	D	E	F	G
1	DEER RIVER WELLNESS CENTER						
2	PROJECT BUDGET						
3	PROJECT 19-148						
4	11 March 2020						
5	REDUCED BUILDING FOOTPRINT - 200' wide x 320' long = 64,000 s.f.						
6							
7	AREA/ITEM	DESCRIPTION	UNIT	QUANTITY	COST	TOTAL	
8	FABRIC BUILDING	clear span fabric clad insulated steel building	quote	1		\$ 2,541,474	
9		by Legacy Buildings with 30'-0" high sidewall					
10							
11	FOUNDATION	reinforced concrete foundation by others	s.f.	19000	\$ 15.00	\$ 285,000	
12							
13	FIELDHOUSE TURF	artificial turf playing surface with striping	s.f.	45,000	\$ 10.00	\$ 450,000	
14							
15	CONNECTING LINK	connection to existing high school building	s.f.	935	\$ 225.00	\$ 210,375	
16		also incorporates fieldhouse storage					
17							
18	ELEVATOR	larger for fitness and mechanical equipment				\$ 200,000	
19							
20	1st FLOOR	cost per s.f. allows for hard cladding exterior	s.f.	18,000	\$ 215.00	\$ 3,870,000	
21	2nd FLOOR	cost per s.f. allows for hard cladding exterior	s.f.	14,500	\$ 195.00	\$ 2,827,500	
22	3rd FLOOR		s.f.	13,200	\$ 75.00	\$ 990,000	
23							
24	SITE DEVELOPMENT						
25	general	site clearing, earthwork, utilities				\$ 350,000	
26	bituminous paving	parking, access and interior site drives	s.f.	65,000	\$ 5.00	\$ 325,000	
27	sidewalks		s.f.	6,000	\$ 10.00	\$ 60,000	
28	lighting		allowance			\$ 50,000	
29	signage		allowance			\$ 25,000	
30							
31	FFE	furniture, fixtures and equipment - includes	allowance			\$ 300,000	
32		stage and kitchen equipment					
33	Construction Total					\$ 12,484,349	
34	Soft Costs					\$ 2,496,870	
35	PROJECT TOTAL					\$ 14,981,219	